



Amabis McDonald's Portal: Access Instructions

Access to Amabis is now possible only using your archID username through SSO (Single Sign-On). This allows you to navigate across McDonald's portals without additional logins during the same session.

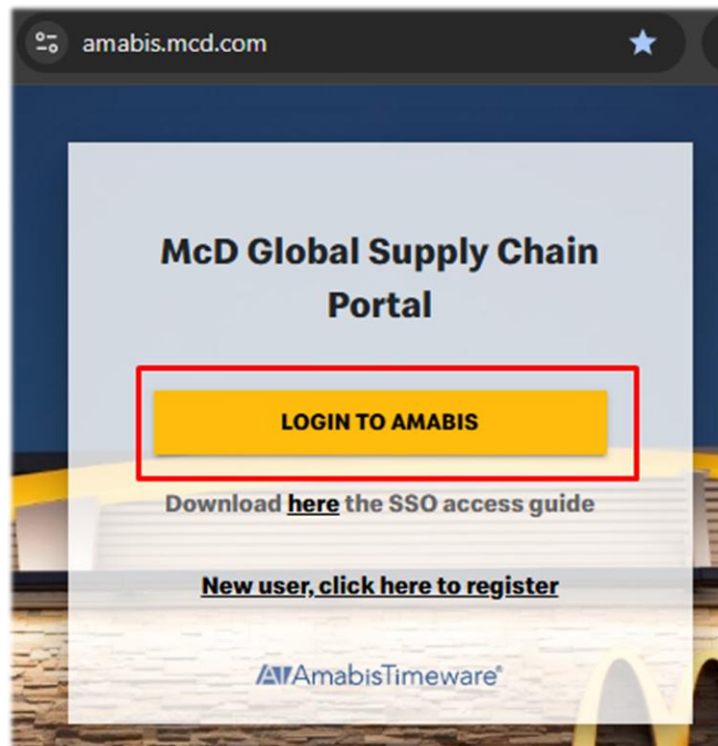
What is an archID Username?

Your *archID Username* is your unique identifier that will be used to log in to all McDonald's applications and systems. It will replace your current login username, which will now be referred to as your *Legacy Username*.

What's not changing? Your password and the way you complete Multi-Factor Authentication (MFA) remain the same.

Step 1: Amabis Login Page

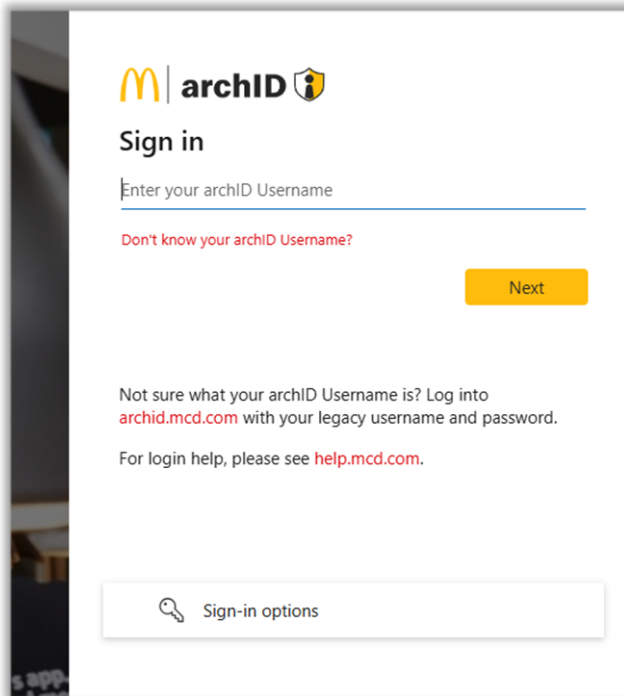
On your PC, open your browser and go to <https://amabis.mcd.com/> then click on “**LOGIN TO AMABIS**”. You will be redirected to the Microsoft Authentication page.





Step 2: Microsoft Authentication Page

Here two different scenarios could open for you:

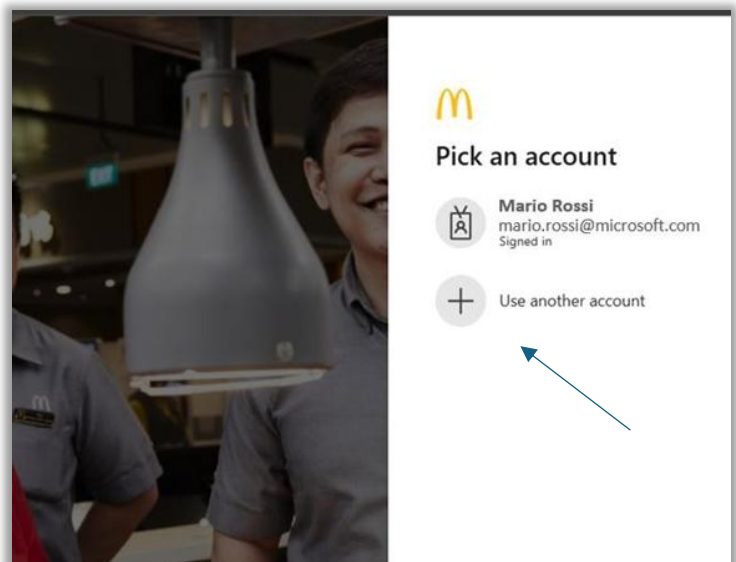


Scenario 1: Not yet logged with any Microsoft accounts

Enter your **archID** username, then click on **Next** (Not sure what your archID Username is? Follow the instructions on the screen and go to archid.mcd.com with your eID and password). If you cannot remember your McDonald's e-ID, send an e-mail to supplychainsupport@us.mcd.com or follow the instructions on the screen.

Scenario 2: Already logged in with an account:


If already logged in with an account, click on “+ Use another account” unless the shown account is a McDonald's account (ex. @external.mcd.com or other McDonald's domains). The page will refresh and will look like the [above](#) screenshot (scenario 1).





Step 3: McDonald's Authentication Page

Proceed selecting your role (for suppliers, click on “**McDonald's Corporate**”, the lowest tab). Enter your McDonald's **archID** and **password**, then click on “**Login**”. If you cannot remember your McDonald's credentials and/or password, click on the “**Forgot Username?**” and “**Forgot password?**” links available just below each field.



Welcome,

Please choose your role below to get started:


- Crew**
Crew Members & Crew Trainers
- Restaurant Managers & Franchisees**
Franchisees, Franchisee Office Staff and Restaurant Managers
- McDonald's Corporate**
Employees, Consultants and Suppliers


Forgot username? Remember me

Forgot password?

Step 4: MFA Authentication

If it's your first access, please follow the steps listed in the other attachment you received (MFA TOTP Registration Guide). If the MFA registration is completed, proceed **entering the temporary 6-digit code** generated by the Microsoft Authentication app and click on “**Submit**”.





MFA Authentication

Welcome eo406233@external.mcd.com

For security reasons, we require additional information to verify your account (eo406233@external.mcd.com)

Verify Your sign-in:


Please open the Microsoft Authentication app on your phone and enter 6 digit code.

Please note:
- Code changes every 30 seconds
- You must use code from "MCD" registered account

[Change MFA type or settings](#)

[Trouble logging in?](#)

Example:

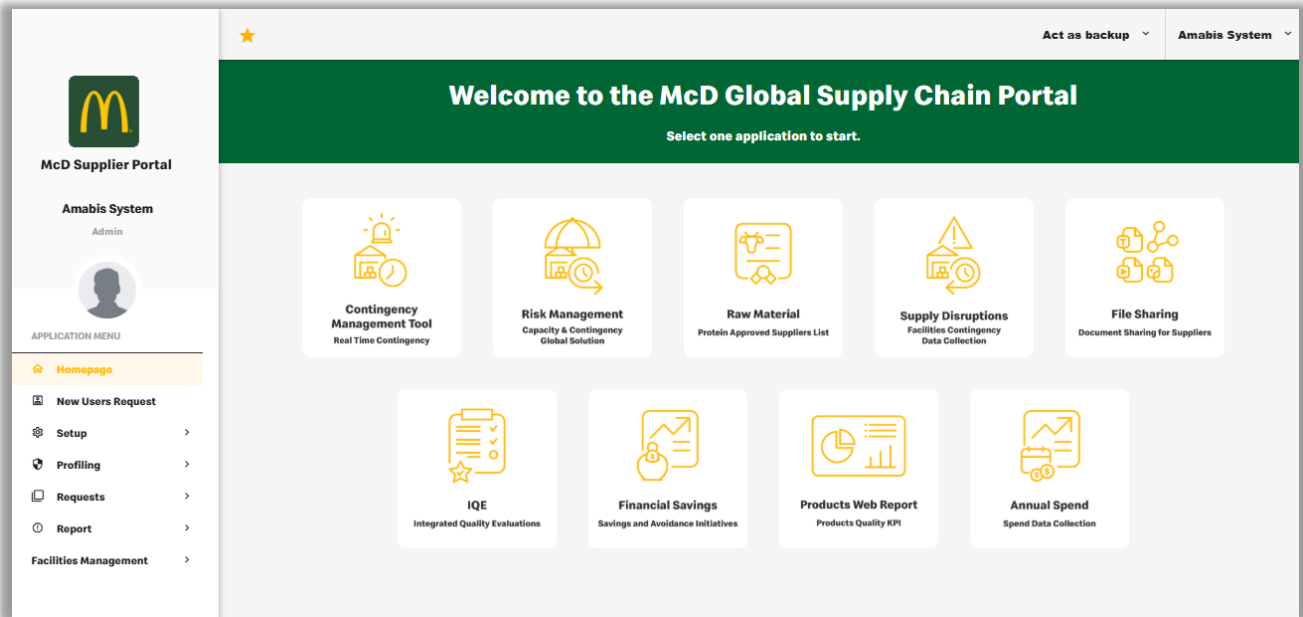


[Need more help?](#)



Step 5: Redirection to the Amabis Homepage

Once completed the steps described above, you will automatically be redirected to the **Amabis Homepage**. Please note that the number of application's displayed in the Amabis Homepage depends on your profile's setup.



If you have any questions or seek support, contact us through Service Café at [this link](#)